



TDM - How To activate your license
key

Introduction

TDM offers license keys which can be activated from the designer, this way you can decide when a license should be activated. The current date will be used as the start date of the license, this means you can decide once a license should become active. There are license keys available for HTML5 licenses but also for PC licenses.

This guide will explain how a license key can be activated.

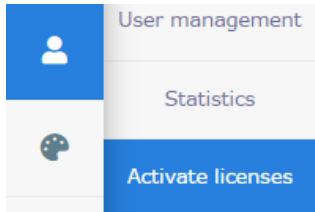
Requirements

If you want to activate your license key you need to meet the following requirements:


- Have administrator access to the TDM designer

How To activate your license key

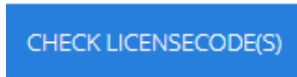
1. Login to the designer with an administrator account: <https://designer.tdmsignage.com>
2. Select "Administration" and then select "Activate Licenses".



3. Enter the license code and choose what kind of license you want to add (PC/HTML5).



4. Once this has been entered select "Check license code(s)".



5. In case the license is valid the "Check License code(s)" button will change to a "Confirm" button. Select this button to finalize the activation.



Now you have successfully activated your license key and the license is now ready to use.