



## TDM5 - How To setup a Facebook data source

# Introduction

TDM5 offers the ability to add external data sources. With these data sources TDM5 offers the ability to display real-time information within your presentation. This manual will explain how a Facebook data source can be setup.

# Requirements

If you want to setup a Facebook data source you need to meet the following requirements:

- Have administrator access to your TDM5 environment
- Have all required information available regarding the Facebook account you want to add

# How To setup a Facebook data source

1. Login to your TDM5 environment using an administrator account.
2. Select "Interactions".




3. Select the menu option called "Data sources"



4. Select 'Facebook' and press the "Create new" button to the right to create a new data source.



5. Fill out a name for your Facebook data source and open the 'Connection' dropdown menu. Press the button called 'Add a new Facebook connection'.
6. This will redirect you to the Facebook login page, here you can login with the Facebook account you want to link to TDM5.
7. A window will open where you can select the pages you want to link with TDM5. If you haven't created any pages yet you will be offered the option to do so.



## What Pages do you want to use with TDM5?

In the next step, you will determine what TDM5 can do with the Pages you selected.

All Pages (1)

Select All



TDM  
105136085777801



Cancel

Next

8. Enable the permissions which are required for TDM5 to read data from your page and press 'Done':

**Read content posted on the Page:**

If you select "Yes" TDM Signage will be able to read content posted on your page.


**Manage accounts, settings, and webhooks for a Page:**

If you select "Yes" TDM Signage will be able to read and manage user content posted on your page.

**Show a list of the Pages you manage:**




If you select "Yes" TDM Signage will be able to show a list of pages linked with this account.

**What is TDM5 allowed to do?**

 TDM5 may not work properly if you turn off these options.

- Read content posted on the Page  
TDM  YES
- Manage accounts, settings, and webhooks for a Page  
TDM  YES
- Show a list of the Pages you manage  
TDM  YES

9. You have now linked your Facebook account to TDM5, you will automatically return back to TDM5 once the button 'OK' is selected:

   Tdm Signage ▼

**You've now linked TDM5 to Facebook**

You can update what TDM5 can do in your [Business integrations settings](#).  
To finish setup, TDM5 may require additional steps.

10. The link with your Facebook account will now be visible in your TDM5 data source, by selecting the account a new option will appear called 'Content'. Select the page you want to link to complete the data source:

**Data source settings**

Name  
TDM5 Facebook

**Connection properties**

Connection  
What connection do you want to use for your data?

Name: Tdm Signage | Status: Valid

Content  
Where do you want to retrieve the data from?

Page: TDM (Software Company) | Selected: Selected

11. On the right side of the page you will see a preview of your data source, with the arrows you have the ability to see all the posts from your Facebook page:

**Data results** < 4 / 5 >

Created time:  
2023-11-02T15:50:04+0000

Image:  
[https://scontent-ams2-1.xx.fbcdn.net/v/t39.30808-6/399119871\\_302328832729987\\_292275549853354517\\_n.jpg?\\_nc\\_cat=108&ccb=1-7&\\_nc\\_sid=3635dc&\\_nc\\_ohc=ZTnAxtMF-BMAX8qn-rT&\\_nc\\_ht=scontent-ams2-1.xx&edm=AKK4YLsEAAAA&oh=00\\_AfDydMcCv77oHGFCy3OIZ76F3\\_bkujNL5dO\\_cBZfD6mDgw&oe=65C123EB](https://scontent-ams2-1.xx.fbcdn.net/v/t39.30808-6/399119871_302328832729987_292275549853354517_n.jpg?_nc_cat=108&ccb=1-7&_nc_sid=3635dc&_nc_ohc=ZTnAxtMF-BMAX8qn-rT&_nc_ht=scontent-ams2-1.xx&edm=AKK4YLsEAAAA&oh=00_AfDydMcCv77oHGFCy3OIZ76F3_bkujNL5dO_cBZfD6mDgw&oe=65C123EB)

Message:  
A post with an image

You have successfully created a Facebook data source which can now be used in your design. Please check our manual 'TDM5 - How to link a data source to an element' for more information regarding the usage of external data sources.