



TDM5 - How To create a playlist folder

Introduction

TDM5 offers the ability to create your own designs, these designs can be added to a playlist. A playlist can contain pages but you can also add media from your media library or a playlist. A playlist can be linked to a player, once this has been done the player will display all content linked to the playlist.

Requirements

If you want to create a playlist folder you need to meet the following requirements:

- Have access to: Designer > Playlists and be able to create a playlist folder.

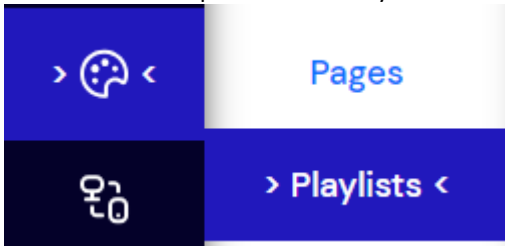
How To create a playlist folder

1. Login to your TDM5 environment.

2. Select "Designer".



3. Select the menu option called "Playlists"

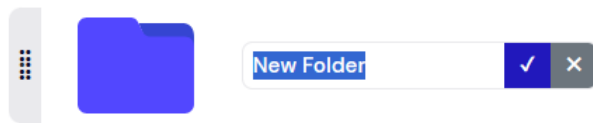


4. Select 'Add new folder' in the top right corner.
Playlists



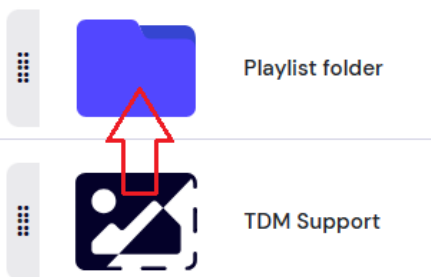
5. Fill out a name for your playlist folder and press enter.

Playlists



6. Now you have successfully created a playlist folder, you can use drag and drop to fill the folder with playlists or other playlist folder.

Playlists



Now you have successfully created a playlist folder and know how to fill the folder.