



TDM5 - How To link a player to a player group

Introduction

TDM5 supports all kinds of devices, this can be a Sony Bravia, Philips D-Line, Samsung display or an Android/PC player. This manual explains how players can be linked to a player group, this way you can group players to easily manage your devices.

Requirements

If you want to link a player to a player group you need to meet the following requirements:

- Have access to: Designer > Players

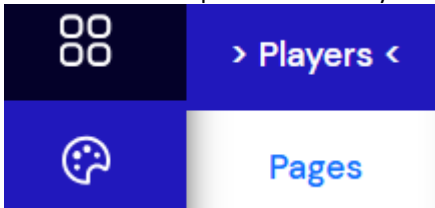
How To link a player to a player group

1. Login to your TDM5 environment.

2. Select "Designer".

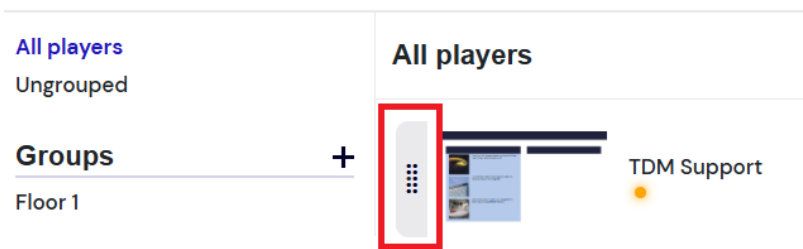


3. Select the menu option called "Players".

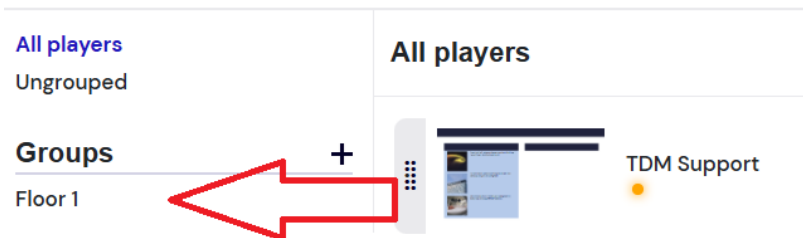


4. It is possible to drag & drop your players into a player group, this can be done with the handle in front of the player name.

Players ?



Players ?



5. Select the player group to see which players are added.

Players ?

