



TDM5 - How To setup an Exchange data source

Introduction

TDM5 offers the ability to add external data sources. With these data sources TDM5 offers the ability to display real-time information within your presentation. This manual will explain how an Exchange data source can be setup.

Requirements

If you want to setup an Exchange external data source you need to meet the following requirements:

- Have administrator access to your TDM5 environment
- Have all required information available regarding the external data sources you want to add

How To setup an Exchange data source

1. Login to your TDM5 environment using an administrator account.

2. Select "Interactions".

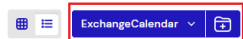


3. Select the menu option called "Data sources"



4. Select 'Exchange Calendar' and press the "Create new" button to the right to create a new data source.

Data sources



5. Give the data source a name and open the 'Connection' dropdown, in this menu select 'Add Exchange connection'.

Data source settings

Name

TDM5 - Exchange

Connection properties



Connection

What connection do you want to use for your data?



You don't appear to have any connections yet

Add Exchange connection

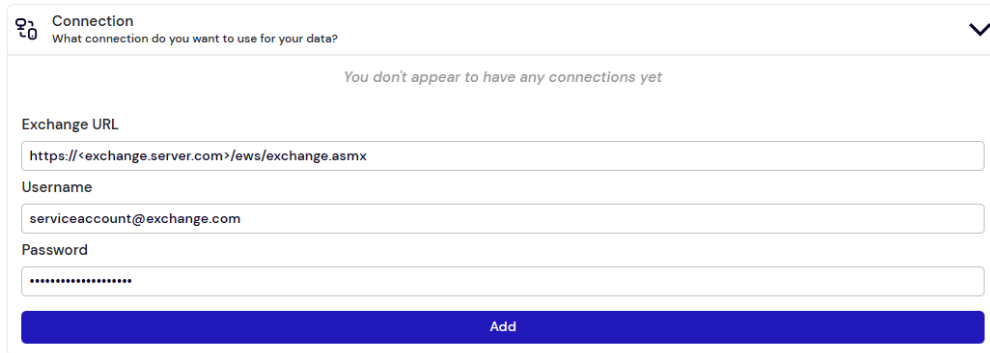
6. Three fields will be shown, please fill out the following details to setup the Exchange connection:

Exchange URL: https://<exchange.server.com>/ews/exchange.asmx

Please replace <exchange.server.com> with the address of your Exchange server.

Username: Email address of the service account

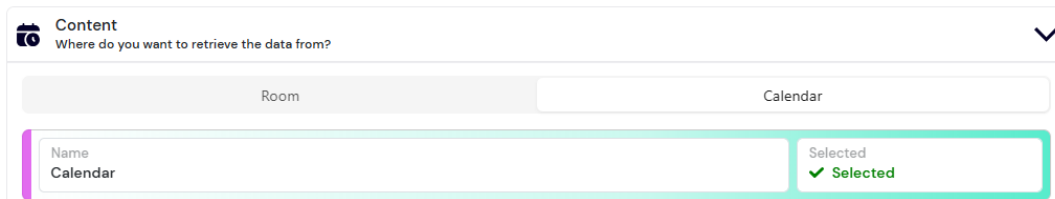
Password: Password of the service account



Press 'Add' once all values have been filled.

7. A new option will appear called 'Content'. In this dropdown you can select if you want to use a calendar or a room resource for the data source.

Select a calendar in case you would link this:



Select 'Room' in case you would like to link a room resource and fill out the email address of the room:



8. On the right side of the page you will see a preview of your data source, with the arrows you have the ability to see all the meetings of the day.

Data results < 1 / 1 >

| | |
|---|---|
| Start time: 2024-04-24T16:30:00+02:00 | End time: 2024-04-24T17:00:00+02:00 |
| Meeting title: John Versnel | Organizer: John Versnel |
| Organizer email: john@exchange.teosdemo.nl | Description: |
| Started: | Time zone: (UTC+01:00) Amsterdam, Berlin, Bern, Rome, Stockholm, Vienna |

You have successfully created a custom data source which can now be used in your design. Please check our manual 'TDM5 - How to link a data source to an element' for more information regarding the usage of external data sources.